

Embrace the Delights of Spring!

# COTTAGES

& BUNGALOWS

## Revitalize Your Cottage— Inside and Out

Tour 7 homes with cheery  
color and smart design

Celebrate Mom in style,  
energize your exterior spaces,  
see our exciting Project House  
Utah update!

*Add allure  
to your curb  
appeal*

APRIL/MAY 2024 | Display until 04/30/2024  
VOLUME 18, NO. 02 | \$11.99 US



EG MEDIA INVESTMENTS LLC

ExkN7XpbEWjAD4u0y+zQ==



# CONTENTS

april | may 2024

## EMBRACE THE DELIGHTS OF SPRING!

### Revitalize Your Cottage Inside and Out:

Tour 7 Homes With Cheery Color and Smart Design

.....32, 42, 54, 68, 80, 90, 96

**Celebrate Mom in Style.....10**

**Energize Your Exterior Spaces .....22**

**See Our Exciting Project House Utah Update!.....104**

**Add Allure to Your Curb Appeal.....8**

Cover design: Gabby Oh

Cover photo: Andrea Pietrangeli

Inside front cover: Muriel Silva

Back cover photo: Keyanna Bowen



54

32



42



## RENOVATE & DECORATE

### 32 ANOTHER LEVEL OF DESIGN

See how this cottage was reimagined in form, function and style.

BY MERYL SCHOENBAUM

### 42 A HOME OF HOPE

A strong single mom who's faced many challenges enlists her designer friend to turn her dated ranch home into a Florida Regency-inspired bungalow.

BY AUTUMN KRAUSE

### 54 CAREFREE COASTAL

A petite pink beach cottage lives large and airily on the southern Rhode Island coast.

BY AUTUMN KRAUSE

### 68 DREAMING OF A COASTAL BREEZE

How a designer turned a new build into a multigenerational vacation home.

BY LAUREN HOFER

### 80 SECOND ACT

After a lifetime of living with others, a young grandma purchases a home of her own and has it renovated to accommodate a life full of parties, playlists and paw prints.

BY AUTUMN KRAUSE

### 90 CLASSIC AND CURATED

Peek inside the home of our 2023 Curb Appeal contest winner.

BY KELLY McMASTER

### 96 COLLECTED WORKS

Imagine rooms bursting with color, layered with worn textures and blooming with painted flowers. Artist Jennifer Lanne created a home exactly like that!


PRODUCED BY FIFI O'NEILL

### 104 DETAILS FOR ALL TIME

Our Project House work continues with a stunning primary bedroom that's full of Old World details like historically inspired moulding and blue-and-white delft tiles.

BY AUTUMN KRAUSE










# Carefree Coastal

A petite pink beach cottage lives large and airily on the southern Rhode Island coast.

WRITTEN BY AUTUMN KRAUSE  
PHOTOGRAPHY BY ANDREA PIETRANGELI





**Sitting just steps from** the southern Rhode Island shore is a pink pearl of a cottage called “Sea La Vie.” The name is in honor of the clients’ French-Canadian heritage and the carefree nature of coastal living. It’s tiny—only 285 square feet—yet, under the guidance of Bernadette Heydt of Heydt Home, has all the serene openness of the ocean itself. “We were brought on to renovate the home into a charming summer retreat,” Bernadette says. There were many considerations for the renovation, including space maximization, ensuring all furnishings were proportional to the petite quarters, creating storage solutions and using the concept of “light and air” to make open and welcoming areas. All of this was achieved on a modest budget, showing how, with the right expertise, dollars and square inches can go far!



**VERY VERTICAL.** In tiny quarters, think up, up and away! That's exactly what Bernadette did with Sea La Vie. Not only did she literally raise the roof by lifting the ceilings, but she also took advantage of the vertical space on the walls. Here, a wall-mounted storage solution offers not only a shelf but hooks for both keys and bags.





*"My mission in interior design is to exhibit the limitless possibilities of tiny-home design, proving that creativity has no bounds when it comes to size."*





### **PASSION FOR PETITE PLACES**

Bernadette studied and received her bachelor's degree in interior design in Florence, Italy. She's always found joy and peace in enhancing spaces, regardless of their size. However, her fascination with the potential of small spaces grew when she and her husband, Andrea Pietrangeli (who was the general contractor for the Sea La Vie's project), transformed a small horse stable into a house a few years back. "Today, I have a unique focus on turning compact spaces into beautifully functional interiors," Bernadette says. She excels at creating open and airy sanctuaries even within the coziest confines, all the while advocating for mindful living through thoughtful interior solutions. "My mission in interior design is to exhibit the limitless possibilities of tiny-home design, proving that creativity has no bounds when it comes to size," she explains.





**QUAINT KITCHEN.** In such a small space, Bernadette aimed to integrate the kitchen seamlessly with the rest of the house rather than keeping it a separate utilitarian zone. She went with upper cabinets to maintain an open feel and a glossy porcelain countertop and backsplash. Its reflective surface draws in light and adds to the expansive feeling. “This polished material also adds a glamorous edge to the neutral beach-cottage interior,” Bernadette says.





**DRY BAR.** Historical societal regulations dictated that interior renovations can only encompass what originally existed in the cottage; no additions are permitted. Because of that, a dishwasher was forbidden—but Bernadette came up with an inspired solution: custom drying racks. Andrea crafted drying racks and they are perfect for storing glassware and drying dishes.

## Small but *Mighty*

Do you have a small space along with a small budget? Bernadette is here to help with tips on how to maximize your space and wallet. “I’m all about saving space and money—without it looking like it,” she says.

- **Embrace multifunctional furniture.** Invest in pieces that serve multiple purposes and can maximize both space and utility.
- **Prioritize essential areas.** Allocate your budget to key spaces that you use the most, such as the kitchen or living room, for impactful improvements.
- **Explore DIY projects.** Engaging in do-it-yourself projects can save costs and add an individualized touch to the design.
- **Invest in a big mirror.** Mirrors bounce natural or artificial light around the room, making it appear brighter and more expansive. Placing them strategically opposite windows can amplify the effect of natural light.








## Space Savers

Tight quarters do not have to equal cramped living. Bernadette is an expert at unexpected space and storage solutions for small spaces. “With a little creativity, you can create an airy feeling in the tiniest of places,” she says.

- **Maximize verticality.** Use wall-mounted storage, floor-to-ceiling shelves and hanging organizers to make the most of vertical space.
- **Furniture with extras.** Opt for multipurpose furniture like ottomans with hidden storage or beds with drawers to maximize utility.
- **Foldable and convertible.** Invest in items that transform or fold away, such as wall-mounted desks or convertible dining tables for versatility.
- **Free up surfaces.** Keep surfaces clear by installing wall-mounted, side-table lights and freeing side tables or nightstands for functionality.
- **Creative wall building.** Utilize interior walls for shared benefits. Incorporate built-in niches for storage, electrical outlets or medicine cabinets to optimize space in adjoining rooms.





**ROOMY ROOM.** The two bedrooms feel roomy thanks to storage beds, pendant lighting over the nightstands to save surface space and LED-illuminated built-in wall niches for storage.

## MAKING ROOM

To capture as much space as possible, Sea La Vie underwent significant structural modifications. The ceiling was raised to expose the rafters, new interior walls were constructed with niches for storage, the bathroom sink was recessed into the wall, outlets were moved for optimal functionality, a coffee bar niche was added and the bedroom walls were also recessed to accommodate wall hooks.

“We did everything necessary to convert the cottage into a functional, contemporary family home,” Bernadette says. That also included reconfiguring the porch layout, redirecting the facade entry and building porch niches to accommodate an ADA-compliant wicker lounge chair and an outdoor railing bar with seating for three. These design moves all work together to make the tiny cottage feel like a roomy escape.








**OUTDOOR OPTIMIZATION.** Sea La Vie features a variety of unique outdoor elements that embrace the coastal lifestyle. "We designed an outdoor wrap porch, bar-top railing with three barstools, an outdoor shower with brass shower trim and a lovely white marble-chip gravel and blue stone paver dining area," Bernadette shares.





**OUTER SPACE.** The pink and white exterior color palette provides a clean, fresh look while plenty of summery outdoor seating and tables beckon guests to chat and relax together.

### SPACE-SAVING STYLING

When it comes to styling a small home, the right accessories are key to avoid clutter without sacrificing the aesthetic. Color plays a significant role because it takes up no space but has a huge impact.

“The interior color scheme of the project embodies a neutral palette comprising whites and beiges, complemented by natural materials such as wood and rattan,” Bernadette says. These elements are accentuated by touches of black-and-white plexiglass photography artwork of the family. Indoor greenery adds style without detracting from the airiness.

The vibrant pink exterior of the tiny home infuses the house with a playful and lively essence, creating a striking contrast with the serene interior ambience.











**| OPPOSITE | GOING DUTCH.** A Dutch door is one of the many features that integrate indoor-outdoor living. The top portion can be open to allow sea breezes in without having the door fully ajar. Its natural wood finish is the perfect complement to the vivacious pink exterior.

The charming exterior color was inspired by a cherished pink silk blouse of the client. “This sentimental piece became our color muse, guiding us to meticulously match its hue at Sherwin-Williams. The result was the delightful pastel-pink hue known as Impatiens Petal,” Bernadette says. “Not only did this blouse help us discover the perfect pink for the facade, but it also infused a touch of the client’s personality and style into the seaside abode.”

Sea La Vie is now a modern, functional family home for four. It embraces coastal living and maintains a minimalist aesthetic and beautifully highlights the incredible possibilities of tiny-home design, proving that creativity is not limited by space. **CB**

SEE SOURCES, PAGE 113

